

**ILLINOIS STATE BOARD OF EDUCATION**  
School Business Services Division

**Accounting Basis:**

Cash  
 Accrual

**SCHOOL DISTRICT BUDGET FORM \***  
**July 1, 2016 - June 30, 2017**

Balanced budget, no deficit  
reduction plan is required.

**Date of Amended Budget:** \_\_\_\_\_  
(MM/DD/YY)

**District Name:** Kenilworth School District  
**District RCDT No:** 05-016-0380-02

**If your FY16 AFR states that you need to do a deficit reduction plan and your FY17 budget is balanced please state the measures you took to have your budget become balanced. (Bckgrmd-Assumpt 25-26)**

Budget of Kenilworth School District, County of Cook,  
State of Illinois, for the Fiscal Year beginning July 1, 2016 and ending June 30, 2017.

WHEREAS the Board of Education of Kenilworth School District,  
County of Cook, State of Illinois, caused to be prepared in tentative form a budget, and the Secretary  
of this Board has made the same conveniently available to public inspection for at least thirty days prior to final action thereon;

AND WHEREAS a public hearing was held as to such budget on the 19 day of September, 20 16,  
notice of said hearing was given at least thirty days prior thereto as required by law, and all other legal requirements have been complied with;


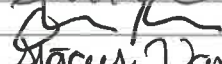
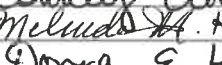
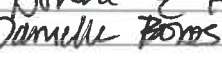
NOW, THEREFORE, Be it resolved by the Board of Education of said district as follows:  
Section 1: That the fiscal year of this school district be and the same hereby is fixed and declared to be

beginning July 1, 2016 and ending June 30, 2017.

Section 2: That the following budget containing an estimate of amounts available in each Fund, separately, and expenditures from each  
be and the same is hereby adopted as the budget of this school district for said fiscal year.

**ADOPTION OF BUDGET**

The budget shall be approved and signed below by members of the School Board. Adopted this 19  
day of September, 20 16 by a roll call vote of \_\_\_\_\_ Yeas, and \_\_\_\_\_ Nays, to wit:

** MEMBERS VOTING YEA:	** MEMBERS VOTING NAY:
	
	
	
	

\* Based on the 23 Illinois Administrative Code-Part 100 and inconformity with Section 17-1 of the School Code.  
\*\* Type in the members who voted "YEA" nor "NAY". Actual school board member signatures are not required for electronic submission.  
(1) A certified copy of this document must be filed with the county clerk within 30 days of adoption as required  
by Section 18-50 of the Property Tax Code (35 ILCS 200/18-50).  
(2) Districts are required to submit the adopted/amended budget electronically to ISBE within 30 days of adoption or by October 30,  
whichever comes first. Budgets are submitted to: <https://sec1.isbe.net/attachmgr/default.aspx> The electronic version does  
not require member signatures.

	A	B	C	D	E	F	G	H	I	J	K	L
1	<i>Begin entering data on EstRev 5-10 and EstExp 11-17 tabs.</i>		(10)	(20)	(30)	(40)	(50)	(60)	(70)	(80)	(90)	
2	Description (Enter Whole Numbers Only)	Acct #	Educational	Operations & Maintenance	Debt Service	Transportation	Municipal Retirement/ Social Security	Capital Projects	Working Cash	Tort	Fire Prevention & Safety	
3	ESTIMATED BEGINNING FUND BALANCE July 1, 2016 <sup>1</sup>		9,430,100	1,341,009	531,626	155,939	455,980	3,300,000	2,864,531	559,782	0	
4	RECEIPTS/REVENUES											
5	LOCAL SOURCES	1000	10,245,530	1,592,428	535,537	21,266	297,928	0	(95,680)	181,657	0	
6	FLOW-THROUGH RECEIPTS/REVENUES FROM ONE DISTRICT TO ANOTHER DISTRICT	2000	0	0		0	0					
7	STATE SOURCES	3000	284,000	0	0	0	0	0	0	0	0	
8	FEDERAL SOURCES	4000	136,000	0	0	0	0	0	0	0	0	
9	Total Direct Receipts/Revenues <sup>8</sup>		10,665,530	1,592,428	535,537	21,266	297,928	0	(95,680)	181,657	0	
10	Receipts/Revenues for "On Behalf" Payments <sup>2</sup>	3998	1,600,000									
11	Total Receipts/Revenues		12,265,530	1,592,428	535,537	21,266	297,928	0	(95,680)	181,657	0	
12	DISBURSEMENTS/EXPENDITURES											
13	INSTRUCTION	1000	6,451,473				63,736					
14	SUPPORT SERVICES	2000	3,180,625	893,152		64,218	78,402	3,300,000		76,250	0	
15	COMMUNITY SERVICES	3000	0	0		0	0					
16	PAYMENTS TO OTHER DISTRICTS & GOVT UNITS	4000	391,004	0	0	0	0	0		0	0	
17	DEBT SERVICES	5000	0	0	1,065,675	0	0			0	0	
18	PROVISION FOR CONTINGENCIES	6000	0	0	0	0	0	0		0	0	
19	Total Direct Disbursements/Expenditures <sup>9</sup>		10,023,102	893,152	1,065,675	64,218	142,138	3,300,000		76,250	0	
20	Disbursements/Expenditures for "On Behalf" Payments <sup>2</sup>	4180	1,600,000	0	0	0	0	0		0	0	
21	Total Disbursements/Expenditures		11,623,102	893,152	1,065,675	64,218	142,138	3,300,000		76,250	0	
22	Excess of Direct Receipts/Revenues Over (Under) Direct Disbursements/Expenditures		642,428	699,276	(530,138)	(42,952)	155,790	(3,300,000)	(95,680)	105,407	0	
23	OTHER SOURCES/USES OF FUNDS											
24	OTHER SOURCES OF FUNDS (7000)											
25	PERMANENT TRANSFER FROM VARIOUS FUNDS											
26	Abolishment the Working Cash Fund <sup>16</sup>	7110										
27	Abatement of the Working Cash Fund <sup>16</sup>	7110										
28	Transfer of Working Cash Fund Interest	7120										
29	Transfer Among Funds	7130										
30	Transfer of Interest	7140										
31	Transfer from Capital Projects Fund to O&M Fund	7150		0								
32	Transfer of Excess Fire Prev & Safety Tax & Interest <sup>3</sup> Proceeds to O&M Fund	7160		0								
33	Transfer of Excess Accumulated Fire Prev & Safety Bond and Int <sup>3a</sup> Proceeds to Debt Service Fund	7170			0							
34	SALE OF BONDS (7200)											
35	Principal on Bonds Sold <sup>4</sup>	7210										
36	Premium on Bonds Sold	7220										
37	Accrued Interest on Bonds Sold	7230										
38	Sale or Compensation for Fixed Assets <sup>5</sup>	7300										
39	Transfer to Debt Service to Pay Principal on Capital Leases	7400			0							
40	Transfer to Debt Service Fund to Pay Interest on Capital Leases	7500			0							
41	Transfer to Debt Service Fund to Pay Principal on Revenue Bonds	7600			0							
42	Transfer to Debt Service Fund to Pay Interest on Revenue Bonds	7700			0							
43	Transfer to Capital Projects Fund	7800						0				
44	ISBE Loan Proceeds	7900										
45	Other Sources Not Classified Elsewhere	7990										
46	Total Other Sources of Funds <sup>8</sup>		0	0	0	0	0	0	0	0	0	

	A	B	C	D	E	F	G	H	I	J	K	L
1	<i>Begin entering data on EstRev 5-10 and EstExp 11-17 tabs.</i>		(10)	(20)	(30)	(40)	(50)	(60)	(70)	(80)	(90)	
2	Description (Enter Whole Numbers Only)	Acct #	Educational	Operations & Maintenance	Debt Service	Transportation	Municipal Retirement/ Social Security	Capital Projects	Working Cash	Tort	Fire Prevention & Safety	
47	<b>OTHER USES OF FUNDS (8000)</b>											
49	<b>TRANSFER TO VARIOUS OTHER FUNDS (8100)</b>											
50	Abolishment or Abatement of the Working Cash Fund <sup>16</sup>	8110							0			
51	Transfer of Working Cash Fund Interest	8120							0			
52	Transfer Among Funds	8130										
53	Transfer of Interest <sup>6</sup>	8140										
54	Transfer from Capital Projects Fund to O&M Fund	8150										
55	Transfer of Excess Fire Prev & Safety Tax & Interest <sup>3</sup> Proceeds to O&M Fund	8160										
56	Transfer of Excess Accumulated Fire Prev & Safety Bond <sup>3a</sup> and Int Proceeds to Debt Service Fund	8170										
57	Taxes Pledged to Pay Principal on Capital Leases	8410										
58	Grants/Reimbursements Pledged to Pay Principal on Capital Leases	8420										
59	Other Revenues Pledged to Pay Principal on Capital Leases	8430										
60	Fund Balance Transfers Pledged to Pay Principal on Capital Leases	8440										
61	Taxes Pledged to Pay Interest on Capital Leases	8510										
62	Grants/Reimbursements Pledged to Pay Interest on Capital Leases	8520										
63	Other Revenues Pledged to Pay Interest on Capital Leases	8530										
64	Fund Balance Transfers Pledged to Pay Interest on Capital Leases	8540										
65	Taxes Pledged to Pay Principal on Revenue Bonds	8610										
66	Grants/Reimbursements Pledged to Pay Principal on Revenue Bonds	8620										
67	Other Revenues Pledged to Pay Principal on Revenue Bonds	8630										
68	Fund Balance Transfers Pledged to Pay Principal on Revenue Bonds	8640										
69	Taxes Pledged to Pay Interest on Revenue Bonds	8710										
70	Grants/Reimbursements Pledged to Pay Interest on Revenue Bonds	8720										
71	Other Revenues Pledged to Pay Interest on Revenue Bonds	8730										
72	Fund Balance Transfers Pledged to Pay Interest on Revenue Bonds	8740										
73	Taxes Transferred to Pay for Capital Projects	8810										
74	Grants/Reimbursements Pledged to Pay for Capital Projects	8820										
75	Other Revenues Pledged to Pay for Capital Projects	8830										
76	Fund Balance Transfers Pledged to Pay for Capital Projects	8840										
77	Transfer to Debt Service Fund to Pay Principal on ISBE Loans	8910										
78	Other Uses Not Classified Elsewhere	8990										
79	<b>Total Other Uses of Funds <sup>9</sup></b>		0	0	0	0	0	0	0	0	0	0
80	<b>Total Other Sources/Uses of Fund</b>		0	0	0	0	0	0	0	0	0	0
81	<b>ESTIMATED ENDING FUND BALANCE June 30, 2017</b>		10,072,528	2,040,285	1,488	112,987	611,770	0	2,768,851	665,189	0	0

SUMMARY OF EXPENDITURES (by Major Object)												
	A	B	C	D	E	F	G	H	I	J	K	L
84	Description	Acct #	(10)	(20)	(30)	(40)	(50)	(60)	(70)	(80)	(90)	Total By Object
85			Educational	Operations & Maintenance	Debt Service	Transportation	Municipal Retirement/ Social Security	Capital Projects	Working Cash	Tort	Fire Prevention & Safety	
86	<b>Object Name</b>											
87	Salaries	100	7,122,424	133,460		0		0		0	0	7,255,884
88	Employee Benefits	200	1,280,042	32,335		0	142,138	0		0	0	1,454,515
89	Purchased Services	300	594,319	338,773	0	64,218		0		76,250	0	1,073,560
90	Supplies & Materials	400	599,880	186,028		0		0		0	0	785,908
91	Capital Outlay	500	20,001	202,556		0		3,300,000		0	0	3,522,557
92	Other Objects	600	406,436	0	1,065,675	0	0	0		0	0	1,472,111
93	Non-Capitalized Equipment	700	0	0		0		0		0	0	0
94	Termination Benefits	800	0	0		0		0		0	0	0
95	<b>Total Expenditures</b>		10,023,102	893,152	1,065,675	64,218	142,138	3,300,000		76,250	0	15,564,535

## SUMMARY OF CASH TRANSACTIONS

1	A	B	C	D	E	F	G	H	I	J	K
2	Description Whole Numbers Only	(Enter Acct #	(10) Educational	(20) Operations & Maintenance	(30) Debt Service	(40) Transportation	(50) Municipal Retirement/ Social Security	(60) Capital Projects	(70) Working Cash	(80) Tort	(90) Fire Prevention & Safety
3	BEGINNING CASH BALANCE ON HAND July 1, 2016 <sup>7</sup>		9,430,100	1,341,009	531,626	155,939	455,980	3,300,000	2,864,531	559,782	0
4	Total Direct Receipts & Other Sources <sup>8</sup>		10,665,530	1,592,428	535,537	21,266	297,928	0	(95,680)	181,657	0
5	OTHER RECEIPTS										
6	Interfund Loans Payable (Loans from Other Funds)	411									
7	Interfund Loans Receivable (Repayment of Loans)	141									
8	Notes and Warrants Payable	433									
9	Other Current Assets	199									
10	Total Other Receipts		0	0	0	0	0	0	0	0	0
11	Total Direct Receipts, Other Sources, & Other Receipts		10,665,530	1,592,428	535,537	21,266	297,928	0	(95,680)	181,657	0
12	Total Amount Available		20,095,630	2,933,437	1,067,163	177,205	753,908	3,300,000	2,768,851	741,439	0
13	Total Direct Disbursements & Other Uses <sup>9</sup>		10,023,102	893,152	1,065,675	64,218	142,138	3,300,000	0	76,250	0
14	OTHER DISBURSEMENTS										
15	Interfund Loans Receivable (Loans to Other Funds) <sup>10</sup>	141									
16	Interfund Loans Payable (Repayment of Loans)	411									
17	Notes and Warrants Payable	433									
18	Other Current Liabilities	499									
19	Total Other Disbursements		0	0	0	0	0	0	0	0	0
20	Total Direct Disbursements, Other Uses, & Other Disbursements		10,023,102	893,152	1,065,675	64,218	142,138	3,300,000	0	76,250	0
21	ENDING CASH BALANCE ON HAND June 30, 2017 <sup>7</sup>		10,072,528	2,040,285	1,488	112,987	611,770	0	2,768,851	665,189	0

ESTIMATED RECEIPTS/REVENUES

1	A	B	C	D	E	F	G	H	I	J	K
2	Description Whole Numbers Only	(Enter Acct #	(10) Educational	(20) Operations & Maintenance	(30) Debt Service	(40) Transportation	(50) Municipal Retirement/ Social Security	(60) Capital Projects	(70) Working Cash	(80) Tort	(90) Fire Prevention & Safety
3	<b>RECEIPTS/REVENUES FROM LOCAL SOURCES (1000)</b>										
4	<b>AD VALOREM TAXES LEVIED BY LOCAL EDUCATION AGENCY</b>	<b>1100</b>									
5	Designated Purposes Levies <sup>11</sup>	-	9,819,224	1,578,972	535,408	21,242	229,199			181,600	
6	Leasing Purposes Levy <sup>12</sup>	1130									
7	Special Education Purposes Levy	1140									
8	FICA and Medicare Only Levies	1150									
9	Area Vocational Construction Purposes Levy	1160									
10	Summer School Purposes Levy	1170									
11	Other Tax Levies (Describe & Itemize)	1190									
12	<b>Total Ad Valorem Taxes Levied by District</b>		<b>9,819,224</b>	<b>1,578,972</b>	<b>535,408</b>	<b>21,242</b>	<b>229,199</b>	<b>0</b>	<b>0</b>	<b>181,600</b>	<b>0</b>
13	<b>PAYMENTS IN LIEU OF TAXES</b>	<b>1200</b>									
14	Mobile Home Privilege Tax	1210									
15	Payments from Local Housing Authority	1220									
16	Corporate Personal Property Replacement Taxes <sup>13</sup>	1230					68,686				
17	Other Payments in Lieu of Taxes (Describe & Itemize)	1290									
18	<b>Total Payments in Lieu of Taxes</b>		<b>0</b>	<b>0</b>	<b>0</b>	<b>0</b>	<b>68,686</b>	<b>0</b>	<b>0</b>	<b>0</b>	<b>0</b>
19	<b>TUITION</b>	<b>1300</b>									
20	Regular Tuition from Pupils or Parents (In State)	1311	93,455								
21	Regular Tuition from Other Districts (In State)	1312									
22	Regular Tuition from Other Sources (In State)	1313	61,250								
23	Regular Tuition from Other Sources (Out of State)	1314									
24	Summer School Tuition from Pupils or Parents (In State)	1321									
25	Summer School Tuition from Other Districts (In State)	1322									
26	Summer School Tuition from Other Sources (In State)	1323									
27	Summer School Tuition from Other Sources (Out of State)	1324									
28	CTE Tuition from Pupils or Parents (In State)	1331									
29	CTE Tuition from Other Districts (In State)	1332									
30	CTE Tuition from Other Sources (In State)	1333									
31	CTE Tuition from Other Sources (Out of State)	1334									
32	Special Education Tuition from Pupils or Parents (In State)	1341									
33	Special Education Tuition from Other Districts (In State)	1342									
34	Special Education Tuition from Other Sources (In State)	1343									
35	Special Education Tuition from Other Sources (Out of State)	1344									
36	Adult Tuition from Pupils or Parents (In State)	1351									
37	Adult Tuition from Other Districts (In State)	1352									
38	Adult Tuition from Other Sources (In State)	1353									
39	Adult Tuition from Other Sources (Out of State)	1354									
40	<b>Total Tuition</b>		<b>154,705</b>								
41	<b>TRANSPORTATION FEES</b>	<b>1400</b>									
42	Regular Transportation Fees from Pupils or Parents (In State)	1411									
43	Regular Transportation Fees from Other Districts (In State)	1412									
44	Regular Transportation Fees from Other Sources (In State)	1413									
45	Regular Transportation Fees from Co-curricular Activities (In State)	1415									
46	Regular Transportation Fees from Other Sources (Out of State)	1416									
47	Summer School Transportation Fees from Pupils or Parents (In State)	1421									
48	Summer School Transportation Fees from Other Districts (In State)	1422									
49	Summer School Transportation Fees from Other Sources (In State)	1423									
50	Summer School Transportation Fees from Other Sources (Out of State)	1424									
51	CTE Transportation Fees from Pupils or Parents (In State)	1431									
52	CTE Transportation Fees from Other Districts (In State)	1432									
53	CTE Transportation Fees from Other Sources (In State)	1433									
54	CTE Transportation Fees from Other Sources (Out of State)	1434									
55	Special Education Transportation Fees from Pupils or Parents (In State)	1441									
56	Special Education Transportation Fees from Other Districts (In State)	1442									
57	Special Education Transportation Fees from Other Sources (In State)	1443									
58	Special Education Transportation Fees from Other Sources (Out of State)	1444									
59	Adult Transportation Fees from Pupils or Parents (In State)	1451									
60	Adult Transportation Fees from Other Districts (In State)	1452									
61	Adult Transportation Fees from Other Sources (In State)	1453									
62	Adult Transportation Fees from Other Sources (Out of State)	1454									
63	<b>Total Transportation Fees</b>					<b>0</b>					
64	<b>EARNINGS ON INVESTMENTS</b>	<b>1500</b>									

ESTIMATED RECEIPTS/REVENUES

1	A	B	C	D	E	F	G	H	I	J	K
2	Description (Enter Whole Numbers Only)	Acct #	(10) Educational	(20) Operations & Maintenance	(30) Debt Service	(40) Transportation	(50) Municipal Retirement/ Social Security	(60) Capital Projects	(70) Working Cash	(80) Tort	(90) Fire Prevention & Safety
65	Interest on Investments	1510	34,773	455	129	24	43		(95,680)	57	
66	Gain or Loss on Sale of Investments	1520									
67	<b>Total Earnings on Investments</b>		34,773	455	129	24	43	0	(95,680)	57	0
68	<b>FOOD SERVICE</b>	<b>1600</b>									
69	Sales to Pupils - Lunch	1611									
70	Sales to Pupils - Breakfast	1612									
71	Sales to Pupils - A la Carte	1613									
72	Sales to Pupils - Other (Describe & Itemize)	1614	39,055								
73	Sales to Adults	1620									
74	Other Food Service (Describe & Itemize)	1690									
75	<b>Total Food Service</b>		39,055								
76	<b>DISTRICT/SCHOOL ACTIVITY INCOME</b>	<b>1700</b>									
77	Admissions - Athletic	1711									
78	Admissions - Other	1719									
79	Fees	1720									
80	Book Store Sales	1730									
81	Other District/School Activity Revenue (Describe & Itemize)	1790	36,200								
82	<b>Total District/School Activity Income</b>		36,200	0							
83	<b>TEXTBOOK INCOME</b>	<b>1800</b>									
84	Rentals - Regular Textbooks	1811	71								
85	Rentals - Summer School Textbooks	1812									
86	Rentals - Adult/Continuing Education Textbooks	1813									
87	Rentals - Other (Describe)	1819									
88	Sales - Regular Textbooks	1821									
89	Sales - Summer School Textbooks	1822									
90	Sales - Adult/Continuing Education Textbooks	1823									
91	Sales - Other (Describe & Itemize)	1829									
92	Other (Describe & Itemize)	1890									
93	<b>Total Textbooks</b>		71								
94	<b>OTHER REVENUE FROM LOCAL SOURCES</b>	<b>1900</b>									
95	Rentals	1910	165	3,270							
96	Contributions and Donations from Private Sources	1920	56,861								
97	Impact Fees from Municipal or County Governments	1930									
98	Services Provided Other Districts	1940									
99	Refund of Prior Years' Expenditures	1950	40,693	9,569							
100	Payments of Surplus Moneys from TIF Districts	1960									
101	Drivers' Education Fees	1970									
102	Proceeds from Vendors' Contracts	1980									
103	School Facility Occupation Tax Proceeds	1983									
104	Payment from Other Districts	1991	34,689								

ESTIMATED RECEIPTS/REVENUES

1	A	B	C	D	E	F	G	H	I	J	K
2	Description Whole Numbers Only	Acct # (Enter)	(10) Educational	(20) Operations & Maintenance	(30) Debt Service	(40) Transportation	(50) Municipal Retirement/ Social Security	(60) Capital Projects	(70) Working Cash	(80) Tort	(90) Fire Prevention & Safety
105	Sale of Vocational Projects	1992									
106	Other Local Fees (Describe & Itemize)	1993									
107	Other Local Revenues (Describe & Itemize)	1999	29,094	162							
108	<b>Total Other Revenue from Local Sources</b>		161,502	13,001	0	0	0	0	0	0	0
109	<b>Total Receipts/Revenues from Local Sources</b>	1000	10,245,530	1,592,428	535,537	21,266	297,928	0	(95,680)	181,657	0
110	<b>FLOW-THROUGH RECEIPTS/REVENUES FROM ONE DISTRICT TO ANOTHER DISTRICT (2000)</b>										
111	Flow-Through Revenue from State Sources	2100									
112	Flow-Through Revenue from Federal Sources	2200									
113	Other Flow-Through Revenue (Describe & Itemize)	2300									
114	<b>Total Flow-Through Receipts/Revenues From One District to Another District</b>	2000	0	0		0	0				
115	<b>RECEIPTS/REVENUES FROM STATE SOURCES (3000)</b>										
116	<b>UNRESTRICTED GRANTS-IN-AID (3001-3099)</b>										
117	General State Aid (Section 18-8.05)	3001	99,461								
118	General State Aid Hold Harmless/Supplemental	3002									
119	Reorganization Incentives (Accounts 3005-3021)	3005									
120	Other Unrestricted Grants-In-Aid From State Sources (Describe & Itemize)	3099									
121	<b>Total Unrestricted Grants-In-Aid</b>		99,461	0	0	0	0	0		0	0
122	<b>RESTRICTED GRANTS-IN-AID (3100-3900)</b>										
123	<b>SPECIAL EDUCATION</b>										
124	Special Education - Private Facility Tuition	3100									
125	Special Education - Funding for Children Requiring Sp Ed Services	3105	58,430								
126	Special Education - Personnel	3110	125,359								
127	Special Education - Orphanage - Individual	3120									
128	Special Education - Orphanage - Summer Individual	3130									
129	Special Education - Summer School	3145									
130	Special Education - Other (Describe & Itemize)	3199									
131	<b>Total Special Education</b>		183,789	0		0					
132	<b>CAREER AND TECHNICAL EDUCATION (CTE)</b>										
133	CTE - Technical Education - Tech Prep	3200									
134	CTE - Secondary Program Improvement (CTEI)	3220									
135	CTE - WECEP	3225									
136	CTE - Agriculture Education	3235									
137	CTE - Instructor Practicum	3240									
138	CTE - Student Organizations	3270									
139	CTE - Other (Describe & Itemize)	3299									
140	<b>Total Career and Technical Education</b>		0	0			0				
141	<b>BILINGUAL EDUCATION</b>										
142	Bilingual Education - Downstate - TPI and TBE	3305									
143	Bilingual Education - Downstate - Transitional Bilingual Education	3310									
144	<b>Total Bilingual Education</b>		0				0				
145	State Free Lunch & Breakfast	3360									
146	School Breakfast Initiative	3365									
147	Driver Education	3370									
148	Adult Education (from ICCB)	3410									
149	Adult Education - Other (Describe & Itemize)	3499									
150	<b>TRANSPORTATION</b>										
151	Transportation - Regular and Vocational	3500									
152	Transportation - Special Education	3510									
153	Transportation - Other (Describe & Itemize)	3599									
154	<b>Total Transportation</b>		0	0		0	0				
155	Learning Improvement - Change Grants	3610									
156	Scientific Literacy	3660									
157	Truant Alternative/Optional Education	3695									
158	Early Childhood - Block Grant	3705									
159	Reading Improvement Block Grant	3715									
160	Reading Improvement Block Grant - Reading Recovery	3720									
161	Continued Reading Improvement Block Grant	3725									
162	Continued Reading Improvement Block Grant (2% Set Aside)	3726									
163	Chicago General Education Block Grant	3766									
164	Chicago Educational Services Block Grant	3767									

ESTIMATED RECEIPTS/REVENUES

1	A	B	C	D	E	F	G	H	I	J	K
2	Description Whole Numbers Only	Acct # (Enter)	(10) Educational	(20) Operations & Maintenance	(30) Debt Service	(40) Transportation	(50) Municipal Retirement/ Social Security	(60) Capital Projects	(70) Working Cash	(80) Tort	(90) Fire Prevention & Safety
165	School Safety & Educational Improvement Block Grant	3775									
166	Technology - Technology for Success	3780									
167	State Charter Schools	3815									
168	Extended Learning Opportunities - Summer Bridges	3825									
169	Infrastructure Improvements - Planning/Construction	3920									
170	School Infrastructure - Maintenance Projects	3925									
171	Other Restricted Revenue from State Sources (Describe & Itemize)	3999	750								
172	<b>Total Restricted Grants-In-Aid</b>		184,539	0	0	0	0	0	0	0	0
173	<b>Total Receipts/Revenues from State Sources</b>	3000	284,000	0	0	0	0	0	0	0	0
174	<b>RECEIPTS/REVENUES FROM FEDERAL SOURCES (4000)</b>										
175	<b>UNRESTRICTED GRANTS-IN-AID RECEIVED DIRECTLY</b>										
176	Federal Impact Aid	4001									
177	Other Unrestricted Grants-In-Aid Received Directly from the Federal Govt. (Describe & Itemize)	4009									
178	<b>Total Unrestricted Grants-In-Aid Received Directly from Fed Govt</b>		0	0	0	0	0	0	0	0	0
179	<b>RESTRICTED GRANTS-IN-AID RECEIVED DIRECTLY FROM FEDERAL</b>										
180	Head Start	4045									
181	Construction (Impact Aid)	4050									
182	MAGNET	4060									
183	Other Restricted Grants-In-Aid Received Directly from Federal Govt. (Describe & Itemize)	4090									
184	<b>Total Restricted Grants-In-Aid Received Directly from Federal Govt.</b>		0	0		0	0	0			0
185	<b>RESTRICTED GRANTS-IN-AID RECEIVED FROM FEDERAL</b>										
186	<b>TITLE VI</b>										
187	Title VI - Innovation and Flexibility Formula	4100									
188	Title VI - SEA Projects	4105									
189	Title VI - Rural Education Initiative (REI)	4107									
190	Title VI - Other (Describe & Itemize)	4199									
191	<b>Total Title VI</b>		0	0		0	0				
192	<b>FOOD SERVICE</b>										
193	Breakfast Start-Up Expansion	4200									
194	National School Lunch Program	4210									
195	Special Milk Program	4215									
196	School Breakfast Program	4220									
197	Summer Food Service Admin/Program	4225									
198	Child and Adult Care Food Program	4226									
199	Fresh Fruit and Vegetables	4240									
200	Food Service - Other (Describe & Itemize)	4299									
201	<b>Total Food Service</b>		0				0				



ESTIMATED RECEIPTS/REVENUES

1	A	B	C	D	E	F	G	H	I	J	K
2	Description Whole Numbers Only	(Enter Acct #	(10) Educational	(20) Operations & Maintenance	(30) Debt Service	(40) Transportation	(50) Municipal Retirement/ Social Security	(60) Capital Projects	(70) Working Cash	(80) Tort	(90) Fire Prevention & Safety
202	<b>TITLE I</b>										
203	Title I - Low Income	4300	39,816								
204	Title I - Low Income - Neglected, Private	4305									
205	Title I - Comprehensive School Reform	4332									
206	Title I - Reading First	4334									
207	Title I - Even Start	4335									
208	Title I - Reading First SEA Funds	4337									
209	Title I - Migrant Education	4340									
210	Title I - Other (Describe & Itemize)	4399									
211	<b>Total Title I</b>		39,816	0		0	0				
212	<b>TITLE IV</b>										
213	Title IV - Safe & Drug Free Schools - Formula	4400	1,897								
214	Title IV - 21st Century Comm Learning Centers	4421									
215	Title IV - Other (Describe & Itemize)	4499									
216	<b>Total Title IV</b>		1,897	0		0	0				
217	<b>FEDERAL - SPECIAL EDUCATION</b>										
218	Federal Special Education - Preschool Flow-Through	4600									
219	Federal Special Education - Preschool Discretionary	4605									
220	Federal Special Education - IDEA Flow Through	4620	90,444								
221	Federal Special Education - IDEA Room & Board	4625									
222	Federal Special Education - IDEA Discretionary	4630									
223	Federal Special Education - IDEA - Other (Describe & Itemize)	4699									
224	<b>Total Federal Special Education</b>		90,444	0		0	0				
225	<b>CTE - PERKINS</b>										
226	CTE - Perkins-Title III E Tech Prep	4770									
227	CTE - Other (Describe & Itemize)	4799									
228	<b>Total CTE - Perkins</b>		0	0		0					
229	Federal - Adult Education	4810									
230	ARRA - General State Aid - Education Stabilization	4850									
231	ARRA - Title I - Low Income	4851									
232	ARRA - Title I - Neglected, Private	4852									
233	ARRA - Title I - Delinquent, Private	4853									
234	ARRA - Title I - School Improvement (Part A)	4854									
235	ARRA - Title I - School Improvement (Section 1003g)	4855									
236	ARRA - IDEA - Part B - Preschool	4856									
237	ARRA - IDEA - Part B - Flow-Through	4857									
238	ARRA - Title IID - Technology - Formula	4860									
239	ARRA - Title IID - Technology - Competitive	4861									
240	ARRA - McKinney - Vento Homeless Education	4862									
241	ARRA - Child Nutrition Equipment Assistance	4863									
242	Impact Aid Formula Grants	4864									
243	Impact Aid Competitive Grants	4865									
244	Qualified Zone Academy Bond Tax Credits	4866									
245	Qualified School Construction Bond Credits	4867									
246	Build America Bond Tax Credits	4868									
247	Build America Bond Interest Reimbursement	4869									
248	ARRA - General State Aid - Other Government Services Stabilization	4870									
249	Other ARRA Funds - II	4871									
250	Other ARRA Funds - III	4872									
251	Other ARRA Funds - IV	4873									
252	Other ARRA Funds - V	4874									
253	ARRA - Early Childhood	4875									
254	Other ARRA Funds - VII	4876									

ESTIMATED RECEIPTS/REVENUES

1	A	B	C	D	E	F	G	H	I	J	K
2	Description Whole Numbers Only	Acct # (Enter)	(10) Educational	(20) Operations & Maintenance	(30) Debt Service	(40) Transportation	(50) Municipal Retirement/ Social Security	(60) Capital Projects	(70) Working Cash	(80) Tort	(90) Fire Prevention & Safety
255	Other ARRA Funds - VIII	4877									
256	Other ARRA Funds - IX	4878									
257	Other ARRA Funds - X	4879									
258	Other ARRA Funds - Ed Job Fund Program	4880									
259	<b>Total Stimulus Programs</b>		0	0	0	0	0	0		0	0
260	Race to the Top Program	4901									
261	Race to the Top - Preschool Expansion Grant	4902									
262	Advanced Placement Fee/International Baccalaureate	4904									
263	Title III - Immigrant Education Program (IEP)	4905									
264	Title III - Language Inst Program - Limited English (LIIPLEP)	4909									
265	Learn & Serve America	4910									
266	McKinney Education for Homeless Children	4920									
267	Title II - Eisenhower - Professional Development Formula	4930									
268	Title II - Teacher Quality	4932	3,843								
269	Federal Charter Schools	4960									
270	Medicaid Matching Funds - Administrative Outreach	4991									
271	Medicaid Matching Funds - Fee-For-Service Program	4992									
272	Other Restricted Grants Received from Federal Government through State (Describe & Itemize)	4999									
273	<b>Total Restricted Grants-In-Aid Received from Federal Govt. Thru the State</b>		136,000	0	0	0	0	0		0	0
274	<b>TOTAL RECEIPTS/REVENUES FROM FEDERAL SOURCES</b>	<b>4000</b>	136,000	0	0	0	0	0	0	0	0
275	<b>TOTAL DIRECT RECEIPTS/REVENUES</b>		10,665,530	1,592,428	535,537	21,266	297,928	0	(95,680)	181,657	0

ESTIMATED DISBURSEMENTS/EXPENDITURES

1	A	B	C	D	E	F	G	H	I	J	K
2	Description (Enter Whole Numbers Only)	Funct #	(100) Salaries	(200) Employee Benefits	(300) Purchased Services	(400) Supplies & Materials	(500) Capital Outlay	(600) Other Objects	(700) Non-Capitalized Equipment	(800) Termination Benefits	(900) Total
3	<b>10 - EDUCATIONAL FUND (ED)</b>										
4	<b>INSTRUCTION (ED)</b>	<b>1000</b>									
5	Regular Programs	1100	4,540,139	789,928	15,686	225,248	12,489				5,583,490
6	Tuition Payment to Charter Schools	1115			1,155						1,155
7	Pre-K Programs	1125	12,726	4,139		1,959					18,824
8	Special Education Programs (Functions 1200 - 1220)	1200	638,461	71,040	51,083	5,414					765,998
9	Special Education Programs Pre-K	1225									0
10	Remedial and Supplemental Programs K-12	1250									0
11	Remedial and Supplemental Programs Pre-K	1275									0
12	Adult/Continuing Education Programs	1300									0
13	CTE Programs	1400									0
14	Interscholastic Programs	1500	40,221	447	20,232	4,606					65,506
15	Summer School Programs	1600	16,264	236							16,500
16	Gifted Programs	1650									0
17	Driver's Education Programs	1700									0
18	Bilingual Programs	1800									0
19	Truant Alternative & Optional Programs	1900									0
20	Pre-K Programs - Private Tuition	1910									0
21	Regular K-12 Programs Private Tuition	1911									0
22	Special Education Programs K-12 Private Tuition	1912									0
23	Special Education Programs Pre-K Tuition	1913									0
24	Remedial/Supplemental Programs K-12 Private Tuition	1914									0
25	Remedial/Supplemental Programs Pre-K Private Tuition	1915									0
26	Adult/Continuing Education Programs Private Tuition	1916									0
27	CTE Programs Private Tuition	1917									0
28	Interscholastic Programs Private Tuition	1918									0
29	Summer School Programs Private Tuition	1919									0
30	Gifted Programs Private Tuition	1920									0
31	Bilingual Programs Private Tuition	1921									0
32	Truants Alternative/Opt Ed Programs Private Tuition	1922									0
33	<b>Total Instruction<sup>14</sup></b>	<b>1000</b>	<b>5,247,811</b>	<b>865,790</b>	<b>88,156</b>	<b>237,227</b>	<b>12,489</b>	<b>0</b>	<b>0</b>	<b>0</b>	<b>6,451,473</b>
34	<b>SUPPORT SERVICES (ED)</b>	<b>2000</b>									
35	<b>Support Services - Pupil</b>										
36	Attendance & Social Work Services	2110	213,794	41,938	503						256,235
37	Guidance Services	2120									0
38	Health Services	2130	93,851	19,054		2,060					114,965
39	Psychological Services	2140	69,255	11,715		55,172					136,142
40	Speech Pathology & Audiology Services	2150	73,828	22,159							95,987
41	Other Support Services - Pupils (Describe & Itemize)	2190									0
42	<b>Total Support Services - Pupil</b>	<b>2100</b>	<b>450,728</b>	<b>94,866</b>	<b>503</b>	<b>57,232</b>	<b>0</b>	<b>0</b>	<b>0</b>	<b>0</b>	<b>603,329</b>
43	<b>Support Services - Instructional Staff</b>										
44	Improvement of Instruction Services	2210	143,022	2,298	54,444	4,046					203,810
45	Educational Media Services	2220	380,219	84,508	181,502	192,202	6,198				844,629
46	Assessment & Testing	2230				6,364					6,364
47	<b>Total Support Services - Instructional Staff</b>	<b>2200</b>	<b>523,241</b>	<b>86,806</b>	<b>235,946</b>	<b>202,612</b>	<b>6,198</b>	<b>0</b>	<b>0</b>	<b>0</b>	<b>1,054,803</b>
48	<b>Support Services - General Administration</b>										
49	Board of Education Services	2310			97,033	18,416		7,476			122,925
50	Executive Administration Services	2320	150,356	37,379	687	8,025		8,387			204,834
51	Special Area Administration Services	2330	122,401	19,091	68,368	27		3,434			213,321
52	Tort Immunity Services	2360 - 2370									0
53	<b>Total Support Services - General Administration</b>	<b>2300</b>	<b>272,757</b>	<b>56,470</b>	<b>166,088</b>	<b>26,468</b>	<b>0</b>	<b>19,297</b>	<b>0</b>	<b>0</b>	<b>541,080</b>
54	<b>Support Services - School Administration</b>										
55	Office of the Principal Services	2410	366,956	105,369	35,539	22,074		4,644			534,582
56	Other Support Services - School Administration (Describe & Itemize)	2490									0
57	<b>Total Support Services - School Administration</b>	<b>2400</b>	<b>366,956</b>	<b>105,369</b>	<b>35,539</b>	<b>22,074</b>	<b>0</b>	<b>4,644</b>	<b>0</b>	<b>0</b>	<b>534,582</b>
58	<b>Support Services - Business</b>										
59	Direction of Business Support Services	2510	106,407	30,374							136,781
60	Fiscal Services	2520	154,524	40,367	4,788	2,248	1,314				203,241
61	Operation & Maintenance of Plant Services	2540			83						83
62	Pupil Transportation Services	2550									0
63	Food Services	2560				52,019					52,019
64	Internal Services	2570			47,848						47,848
65	<b>Total Support Services - Business</b>	<b>2500</b>	<b>260,931</b>	<b>70,741</b>	<b>52,719</b>	<b>54,267</b>	<b>1,314</b>	<b>0</b>	<b>0</b>	<b>0</b>	<b>439,972</b>
66	<b>Support Services - Central</b>										
67	Direction of Central Support Services	2610									0
68	Planning, Research, Development & Evaluation Services	2620			6,859						6,859
69	Information Services	2630									0
70	Staff Services	2640									0
71	Data Processing Services	2660									0
72	<b>Total Support Services - Central</b>	<b>2600</b>	<b>0</b>	<b>0</b>	<b>6,859</b>	<b>0</b>	<b>0</b>	<b>0</b>	<b>0</b>	<b>0</b>	<b>6,859</b>
73	<b>Other Support Services (Describe &amp; Itemize)</b>	<b>2900</b>									<b>0</b>
74	<b>Total Support Services</b>	<b>2000</b>	<b>1,874,613</b>	<b>414,252</b>	<b>497,654</b>	<b>362,653</b>	<b>7,512</b>	<b>23,941</b>	<b>0</b>	<b>0</b>	<b>3,180,625</b>
75	<b>COMMUNITY SERVICES (ED)</b>	<b>3000</b>									<b>0</b>

ESTIMATED DISBURSEMENTS/EXPENDITURES

1	A	B	C	D	E	F	G	H	I	J	K
2	Description (Enter Whole Numbers Only)	Func #	(100) Salaries	(200) Employee Benefits	(300) Purchased Services	(400) Supplies & Materials	(500) Capital Outlay	(600) Other Objects	(700) Non-Capitalized Equipment	(800) Termination Benefits	(900) Total
76	<b>PAYMENTS TO OTHER DIST &amp; GOVT UNITS (ED)</b>	<b>4000</b>									
77	<b>Payments to Other Dist &amp; Govt Units (In-State)</b>										
78	Payments for Regular Programs	4110						6,549			6,549
79	Payments for Special Education Programs	4120			8,509			375,946			384,455
80	Payments for Adult/Continuing Education Programs	4130									0
81	Payments for CTE Programs	4140									0
82	Payments for Community College Programs	4170									0
83	Other Payments to In-State Govt Units <i>(Describe &amp; Itemize)</i>	4190									0
84	<b>Total Payments to Other Dist &amp; Govt Units (In-State)</b>	<b>4100</b>			8,509			382,495			391,004
85	Payments for Regular Programs - Tuition	4210									0
86	Payments for Special Education Programs - Tuition	4220									0
87	Payments for Adult/Continuing Education Programs - Tuition	4230									0
88	Payments for CTE Programs - Tuition	4240									0
89	Payments for Community College Programs - Tuition	4270									0
90	Payments for Other Programs - Tuition	4280									0
91	Other Payments to In-State Govt Units <i>(Describe &amp; Itemize)</i>	4290									0
92	<b>Total Payments to Other Dist &amp; Govt Units - Tuition (In State)</b>	<b>4200</b>						0			0
93	Payments for Regular Programs - Transfers	4310									0
94	Payments for Special Education Programs - Transfers	4320									0
95	Payments for Adult/Continuing Ed Programs - Transfers	4330									0
96	Payments for CTE Programs - Transfers	4340									0
97	Payments for Community College Program - Transfers	4370									0
98	Payments for Other Programs - Transfers	4380									0
99	Other Payments to In-State Govt Units - Transfers <i>(Describe &amp; Itemize)</i>	4390									0
100	<b>Total Payments to Other Dist &amp; Govt Units-Transfers (In State)</b>	<b>4300</b>			0			0			0
101	Payments to Other Dist & Govt Units (Out of State)	4400									0
102	<b>Total Payments to Other Dist &amp; Govt Units</b>	<b>4000</b>			8,509			382,495			391,004
103	<b>DEBT SERVICE (ED)</b>	<b>5000</b>									
104	<b>Debt Service - Interest on Short-Term Debt</b>										
105	Tax Anticipation Warrants	5110									0
106	Tax Anticipation Notes	5120									0
107	Corporate Personal Property Repl Tax Anticipated Notes	5130									0
108	State Aid Anticipation Certificates	5140									0
109	Other Interest on Short-Term Debt <i>(Describe &amp; Itemize)</i>	5150									0
110	<b>Total Debt Service - Interest on Short-Term Debt</b>	<b>5100</b>						0			0
111	<b>Debt Service - Interest on Long-Term Debt</b>	<b>5200</b>									0
112	<b>Total Debt Service</b>	<b>5000</b>						0			0
113	<b>PROVISION FOR CONTINGENCIES (ED)</b>	<b>6000</b>									
114	<b>Total Direct Disbursements/Expenditures</b>		7,122,424	1,280,042	594,319	599,880	20,001	406,436	0	0	10,023,102
115	<b>Excess (Deficiency) of Receipts/Revenues Over Disbursements/Expenditures</b>										642,428

ESTIMATED DISBURSEMENTS/EXPENDITURES

1	A	B	C	D	E	F	G	H	I	J	K
2	Description (Enter Whole Numbers Only)	Func #	(100) Salaries	(200) Employee Benefits	(300) Purchased Services	(400) Supplies & Materials	(500) Capital Outlay	(600) Other Objects	(700) Non-Capitalized Equipment	(800) Termination Benefits	(900) Total
117	<b>20 - OPERATIONS AND MAINTENANCE FUND (O&amp;M)</b>										
118	<b>SUPPORT SERVICES (O&amp;M)</b>	<b>2000</b>									
119	Support Services - Pupil										
120	Other Support Services - Pupils <i>(Describe &amp; Itemize)</i>	2190									0
121	<b>Support Services - Business</b>										
122	Direction of Business Support Services	2510									0
123	Facilities Acquisition & Construction Services	2530			49,767		200,657				250,424
124	Operation & Maintenance of Plant Services	2540	133,460	32,335	289,006	186,028	1,899				642,728
125	Pupil Transportation Services	2550									0
126	Food Services	2560									0
127	<b>Total Support Services - Business</b>	<b>2500</b>	<b>133,460</b>	<b>32,335</b>	<b>338,773</b>	<b>186,028</b>	<b>202,556</b>	<b>0</b>	<b>0</b>	<b>0</b>	<b>893,152</b>
128	Other Support Services <i>(Describe &amp; Itemize)</i>	2900									0
129	<b>Total Support Services</b>	<b>2000</b>	<b>133,460</b>	<b>32,335</b>	<b>338,773</b>	<b>186,028</b>	<b>202,556</b>	<b>0</b>	<b>0</b>	<b>0</b>	<b>893,152</b>
130	<b>COMMUNITY SERVICES (O&amp;M)</b>	<b>3000</b>									0
131	<b>PAYMENTS TO OTHER DIST &amp; GOVT UNITS (O&amp;M)</b>	<b>4000</b>									
132	Payments to Other Dist & Govt Units (In-State)										
133	Payments for Regular Programs	4110									0
134	Payments for Special Education Programs	4120									0
135	Payments for CTE Program	4140									0
136	Other Payments to In-State Govt Units <i>(Describe &amp; Itemize)</i>	4190									0
137	<b>Total Payments to Other Dist &amp; Govt Units (In-State)</b>	<b>4100</b>			0			0			0
138	Payments to Other Dist & Govt Units (Out of State) <sup>14</sup>	4400									0
139	<b>Total Payments to Other Dist &amp; Govt Unit</b>	<b>4000</b>			0			0			0
140	<b>DEBT SERVICE (O&amp;M)</b>	<b>5000</b>									
141	<b>Debt Service - Interest on Short-Term Debt</b>										
142	Tax Anticipation Warrants	5110									0
143	Tax Anticipation Notes	5120									0
144	Corporate Personal Prop Repl Tax Anticipated Notes	5130									0
145	State Aid Anticipation Certificates	5140									0
146	Other Interest on Short-Term Debt <i>(Describe &amp; Itemize)</i>	5150									0
147	<b>Total Debt Service - Interest on Short-Term Debt</b>	<b>5100</b>						0			0
148	<b>Debt Service - Interest on Long-Term Debt</b>	<b>5200</b>									0
149	<b>Total Debt Service</b>	<b>5000</b>						0			0
150	<b>PROVISION FOR CONTINGENCIES (O&amp;M)</b>	<b>6000</b>									
151	<b>Total Direct Disbursements/Expenditures</b>		133,460	32,335	338,773	186,028	202,556	0	0	0	893,152
152	<b>Excess (Deficiency) of Receipts/Revenues Over Disbursements/Expenditures</b>										699,276
154	<b>30 - DEBT SERVICE FUND (DS)</b>										
155	<b>PAYMENTS TO OTHER DIST &amp; GOVT UNITS (DS)</b>	<b>4000</b>									
156	Payments to Other Dist & Govt Units (In-State)										
157	Payments for Regular Programs	4110									0
158	Payments for Special Education Programs	4120									0
159	Other Payments to In-State Govt Units <i>(Describe &amp; Itemize)</i>	4190									0
160	<b>Total Payments to Other Dist &amp; Govt Units (In-State)</b>	<b>4000</b>						0			0
161	<b>DEBT SERVICE (DS)</b>	<b>5000</b>									
162	<b>Debt Service - Interest on Short-Term Debt</b>										
163	Tax Anticipation Warrants	5110									0
164	Tax Anticipation Notes	5120									0
165	Corporate Personal Prop Repl Tax Anticipation Notes	5130									0
166	State Aid Anticipation Certificates	5140									0
167	Other Interest on Short-Term Debt <i>(Describe &amp; Itemize)</i>	5150									0
168	<b>Total Debt Service - Interest On Short-Term Debt</b>	<b>5100</b>						0			0

ESTIMATED DISBURSEMENTS/EXPENDITURES

1	A	B	C	D	E	F	G	H	I	J	K
2	Description (Enter Whole Numbers Only)	Func #	(100) Salaries	(200) Employee Benefits	(300) Purchased Services	(400) Supplies & Materials	(500) Capital Outlay	(600) Other Objects	(700) Non-Capitalized Equipment	(800) Termination Benefits	(900) Total
169	Debt Service - Interest on Long-Term Debt	5200						339,466			339,466
170	Debt Service - Payments of Principal on Long-Term Debt <sup>15</sup> (Lease/Purchase Principal Retired)	5300						726,209			726,209
171	Debt Service Other (Describe & Itemize)	5400									0
172	Total Debt Service	5000			0			1,065,675			1,065,675
173	PROVISION FOR CONTINGENCIES (DS)	6000									0
174	Total Direct Disbursements/Expenditures				0			1,065,675			1,065,675
175	Excess (Deficiency) of Receipts/Revenues Over Disbursements/Expenditures										(530,138)
177	<b>40 - TRANSPORTATION FUND (TR)</b>										
178	<b>SUPPORT SERVICES (TR)</b>	2000									
179	Support Services - Pupils										
180	Other Support Services - Pupils (Describe & Itemize)	2190									0
181	Support Services - Business										
182	Pupil Transportation Services	2550			64,218						64,218
183	Other Support Services (Describe & Itemize)	2900									0
184	Total Support Services	2000	0	0	64,218	0	0	0	0	0	64,218
185	<b>COMMUNITY SERVICES (TR)</b>	3000									0
186	<b>PAYMENTS TO OTHER DIST &amp; GOVT UNITS (TR)</b>	4000									
187	Payments to Other Dist & Govt Units (In-State)										
188	Payments for Regular Program	4110									0
189	Payments for Special Education Programs	4120									0
190	Payments for Adult/Continuing Education Programs	4130									0
191	Payments for CTE Programs	4140									0
192	Payments for Community College Programs	4170									0
193	Other Payments to In-State Govt Units (Describe & Itemize)	4190									0
194	Total Payments to Other Dist & Govt Units (In-State)	4100			0			0			0
195	Payments to Other Dist & Govt Units (Out-of-State) (Describe & Itemize)	4400									0
196	Total Payments to Other Dist & Govt Units	4000			0			0			0
197	<b>DEBT SERVICE (TR)</b>	5000									
198	Debt Service - Interest on Short-Term Debt										
199	Tax Anticipation Warrants	5110									0
200	Tax Anticipation Notes	5120									0
201	Corporate Personal Prop Repl Tax Anticipation Notes	5130									0
202	State Aid Anticipation Certificates	5140									0
203	Other Interest on Short-Term Debt (Describe and Itemize)	5150									0
204	Total Debt Service - Interest On Short-Term Debt	5100						0			0
205	Debt Service - Interest on Long-Term Debt	5200									0
206	Debt Service - Payments of Principal on Long-Term Debt <sup>15</sup> (Lease/Purchase Principal Retired)	5300									0
207	Debt Service - Other (Describe and Itemize)	5400									0
208	Total Debt Service	5000						0			0
209	PROVISION FOR CONTINGENCIES (TR)	6000									0
210	Total Direct Disbursements/Expenditures		0	0	64,218	0	0	0	0	0	64,218
211	Excess (Deficiency) of Receipts/Revenues Over Disbursements/Expenditures										(42,952)
213	<b>50 - MUNICIPAL RETIREMENT/SOC SEC FUND (MR/SS)</b>										
214	<b>INSTRUCTION (MR/SS)</b>	1000									
215	Regular Program	1100		53,881							53,881
216	Pre-K Programs	1125		813							813
217	Special Education Programs (Functions 1200-1220)	1200		7,203							7,203
218	Special Education Programs Pre-K	1225									0
219	Remedial and Supplemental Programs K-12	1250									0
220	Remedial and Supplemental Programs Pre-K	1275									0
221	Adult/Continuing Education Programs	1300									0
222	CTE Programs	1400									0
223	Interscholastic Programs	1500		1,371							1,371
224	Summer School Programs	1600		468							468
225	Gifted Programs	1650									0
226	Driver's Education Programs	1700									0
227	Bilingual Programs	1800									0
228	Truant Alternative & Optional Programs	1900									0
229	Total Instruction	1000		63,736							63,736
230	<b>SUPPORT SERVICES (MR/SS)</b>	2000									
231	Support Services - Pupil										
232	Attendance & Social Work Services	2110		1,345							1,345
233	Guidance Services	2120									0
234	Health Services	2130		569							569
235	Psychological Services	2140		375							375

ESTIMATED DISBURSEMENTS/EXPENDITURES

1	A	B	C	D	E	F	G	H	I	J	K
2	Description (Enter Whole Numbers Only)	Func# #	(100) Salaries	(200) Employee Benefits	(300) Purchased Services	(400) Supplies & Materials	(500) Capital Outlay	(600) Other Objects	(700) Non-Capitalized Equipment	(800) Termination Benefits	(900) Total
236	Speech Pathology & Audiology Services	2150		395							395
237	Other Support Services - Pupils (Describe & Itemize)	2190									0
238	<b>Total Support Services - Pupil</b>	<b>2100</b>		<b>2,684</b>							<b>2,684</b>
239	<b>Support Services - Instructional Staff</b>										
240	Improvement of Instruction Services	2210		1,247							1,247
241	Educational Media Services	2220		12,937							12,937
242	Assessment & Testing	2230									0
243	<b>Total Support Services - Instructional Staff</b>	<b>2200</b>		<b>14,184</b>							<b>14,184</b>
244	<b>Support Services - General Administration</b>										
245	Board of Education Services	2310									0
246	Executive Administration Services	2320		808							808
247	Special Area Administrative Services	2330		989							989
248	Claims Paid from Self Insurance Fund	2361									0
249	Workers' Compensation or Workers' Occupation Disease Acts Payments	2362									0
250	Unemployment Insurance Payments	2363									0
251	Insurance Payments (regular or self-insurance)	2364									0
252	Risk Management and Claims Services Payments	2365									0
253	Judgment and Settlements	2366									0
254	Educational, Inspectional, Supervisory Services Related to Loss Prevention or Reduction	2367									0
255	Reciprocal Insurance Payments	2368									0
256	Legal Service	2369									0
257	<b>Total Support Services - General Administration</b>	<b>2300</b>		<b>1,797</b>							<b>1,797</b>
258	<b>Support Services - School Administration</b>										
259	Office of the Principal Services	2410		22,749							22,749
260	Other Support Services - School Administration (Describe & Itemize)	2490									0
261	<b>Total Support Services - School Administration</b>	<b>2400</b>		<b>22,749</b>							<b>22,749</b>
262	<b>Support Services - Business</b>										
263	Direction of Business Support Services	2510		808							808
264	Fiscal Services	2520		19,813							19,813
265	Facilities Acquisition & Construction Services	2530									0
266	Operation & Maintenance of Plant Service	2540		16,367							16,367
267	Pupil Transportation Services	2550									0
268	Food Services	2560									0
269	Internal Services	2570									0
270	<b>Total Support Services - Business</b>	<b>2500</b>		<b>36,988</b>							<b>36,988</b>
271	<b>Support Services - Central</b>										
272	Direction of Central Support Services	2610									0
273	Planning, Research, Development & Evaluation Services	2620									0
274	Information Services	2630									0
275	Staff Services	2640									0
276	Data Processing Services	2660									0
277	<b>Total Support Services - Central</b>	<b>2600</b>		<b>0</b>							<b>0</b>

ESTIMATED DISBURSEMENTS/EXPENDITURES

1	A	B	C	D	E	F	G	H	I	J	K
2	Description (Enter Whole Numbers Only)	Funct #	(100) Salaries	(200) Employee Benefits	(300) Purchased Services	(400) Supplies & Materials	(500) Capital Outlay	(600) Other Objects	(700) Non-Capitalized Equipment	(800) Termination Benefits	(900) Total
278	Other Support Services (Describe & Itemize)	2900									0
279	Total Support Services	2000		78,402							78,402
280	COMMUNITY SERVICES (MR/SS)	3000									0
281	PAYMENTS TO OTHER DIST & GOVT UNITS (MR/SS)	4000									0
282	Payments for Regular Programs	4110									0
283	Payments for Special Education Programs	4120									0
284	Payments for CTE Programs	4140									0
285	Total Payments to Other Dist & Govt Units	4000		0							0
286	DEBT SERVICE (MR/SS)	5000									0
287	Debt Service - Interest on Short-Term Debt										0
288	Tax Anticipation Warrants	5110									0
289	Tax Anticipation Notes	5120									0
290	Corporate Personal Prop Repl Tax Anticipation Notes	5130									0
291	State Aid Anticipation Certificates	5140									0
292	Other (Describe & Itemize)	5150									0
293	Total Debt Service	5000						0			0
294	PROVISION FOR CONTINGENCIES (MR/SS)	6000									0
295	Total Direct Disbursements/Expenditures			142,138				0			142,138
296	Excess (Deficiency) of Receipts/Revenues Over Disbursements/Expenditures										155,790
298	<b>60 - CAPITAL PROJECTS (CP)</b>										
299	SUPPORT SERVICES (CP)	2000									
300	Support Services - Business										
301	Facilities Acquisition & Construction Services	2530					3,300,000				3,300,000
302	Other Support Services (Describe & Itemize)	2900									0
303	Total Support Services	2000	0	0	0	0	3,300,000	0	0		3,300,000
304	PAYMENTS TO OTHER DIST & GOVT UNITS (CP)	4000									
305	Payments to Other Dist & Govt Units (In-State)										
306	Payments to Regular Programs	4110									0
307	Payment for Special Education Programs	4120									0
308	Payment for CTE Programs	4140									0
309	Payments to Other Govt Units (In-State) (Describe & Itemize)	4190									0
310	Total Payments to Other Districts & Govt Units	4000			0			0			0
311	PROVISION FOR CONTINGENCIES (CP)	6000									0
312	Total Direct Disbursements/Expenditures		0	0	0	0	3,300,000	0	0		3,300,000
313	Excess (Deficiency) of Receipts/Revenues Over Disbursements/Expenditures										(3,300,000)
315	<b>70 WORKING CASH FUND (WC)</b>										
317	<b>80 - TORT FUND (TF)</b>										
318	SUPPORT SERVICES - GENERAL ADMINISTRATION	2000									
319	Claims Paid from Self Insurance Fund	2361									0
320	Workers' Compensation or Workers' Occupational Disease Act Payments	2362									0
321	Unemployment Insurance Payments	2363			553						553
322	Insurance Payments (regular or self-insurance)	2364			75,697						75,697
323	Risk Management and Claims Services Payments	2365									0
324	Judgment and Settlements	2366									0
325	Educational, Inspectional, Supervisory Services Related to Loss Prevention or Reduction	2367									0
326	Reciprocal Insurance Payments	2368									0
327	Legal Service	2369									0
328	Property Insurance (Building & Grounds)	2371									0
329	Vehicle Insurance (Transportation)	2372									0
330	Total Support Services - General Administration	2000	0	0	76,250	0	0	0	0		76,250



ESTIMATED DISBURSEMENTS/EXPENDITURES

1	A	B	C	D	E	F	G	H	I	J	K
2	Description (Enter Whole Numbers Only)	Funct #	(100) Salaries	(200) Employee Benefits	(300) Purchased Services	(400) Supplies & Materials	(500) Capital Outlay	(600) Other Objects	(700) Non-Capitalized Equipment	(800) Termination Benefits	(900) Total
331	<b>PAYMENTS TO OTHER DIST &amp; GOVT UNITS (TF)</b>	<b>4000</b>									
332	Payments for Regular Programs	4110									0
333	Payments for Special Education Programs	4120									0
334	<b>Total Payments to Other Dist &amp; Govt Units</b>	<b>4000</b>						0			0
335	<b>DEBT SERVICE (TF)</b>	<b>5000</b>									
336	<b>Debt Service - Interest on Short-Term Debt</b>										
337	Tax Anticipation Warrants	5110									0
338	Corporate Personal Property Replacement Tax Anticipation Notes	5130									0
339	Other Interest or Short-Term Debt <i>(Describe &amp; Itemize)</i>	5150									0
340	<b>Total Debt Service</b>	<b>5000</b>						0			0
341	<b>PROVISION FOR CONTINGENCIES (TF)</b>	<b>6000</b>									0
342	<b>Total Direct Disbursements/Expenditures</b>		0	0	76,250	0	0	0	0		76,250
343	<b>Excess (Deficiency) of Receipts/Revenues Over Disbursements/Expenditures</b>										105,407
345	<b>90 - FIRE PREVENTION &amp; SAFETY FUND (FP&amp;S)</b>										
346	<b>SUPPORT SERVICES (FP&amp;S)</b>	<b>2000</b>									
347	<b>Support Services - Business</b>										
348	Facilities Acquisition & Construction Services	2530									0
349	Operation & Maintenance of Plant Service	2540									0
350	<b>Total Support Services - Business</b>	<b>2500</b>	0	0	0	0	0	0	0		0
351	Other Support Services <i>(Describe &amp; Itemize)</i>	2900									0
352	<b>Total Support Services</b>	<b>2000</b>	0	0	0	0	0	0	0		0
353	<b>PAYMENTS TO OTHER DISTRICTS &amp; GOVT UNITS (FP&amp;S)</b>	<b>4000</b>									
354	Payments to Regular Programs	4110									0
355	Payments to Special Education Programs	4120									0
356	Other Payments to In-State Govt Units <i>(Describe &amp; Itemize)</i>	4190									0
357	<b>Total Payments to Other Districts &amp; Govt Units (FPS)</b>	<b>4000</b>						0			0
358	<b>DEBT SERVICE (FP&amp;S)</b>	<b>5000</b>									
359	<b>Debt Service - Interest on Short-Term Debt</b>										
360	Tax Anticipation Warrants	5110									0
361	Other Interest on Short-Term Debt <i>(Describe &amp; Itemize)</i>	5150									0
362	<b>Total Debt Service - Interest on Short-Term Debt</b>	<b>5100</b>						0			0
363	<b>Debt Service - Interest on Long-Term Debt</b>	<b>5200</b>									0
364	<b>Debt Service - Payments of Principal on Long-Term Debt <sup>15</sup> (Lease/Purchase Principal Retired)</b>	<b>5300</b>									0
365	<b>Total Debt Service</b>	<b>5000</b>						0			0
366	<b>PROVISIONS FOR CONTINGENCIES (FP&amp;S)</b>	<b>6000</b>									0
367	<b>Total Direct Disbursements/Expenditures</b>		0	0	0	0	0	0	0		0
368	<b>Excess (Deficiency) of Receipts/Revenues Over Disbursements/Expenditures</b>										0

---

**This page is provided for detailed itemizations as requested within the body of the Report.**

---

- 1.
- 2.
- 3.
- 4.

	A	B	C	D	E	F
1	<b>DEFICIT BUDGET SUMMARY INFORMATION - Operating Funds Only</b>					
2	<b>Description</b>	<b>EDUCATIONAL FUND (10)</b>	<b>OPERATIONS &amp; MAINTENANCE FUND (20)</b>	<b>TRANSPORTATION FUND (40)</b>	<b>WORKING CASH FUND (70)</b>	<b>TOTAL</b>
3	<b>Direct Revenues</b>	10,665,530	1,592,428	21,266	(95,680)	12,183,544
4	<b>Direct Expenditures</b>	10,023,102	893,152	64,218		10,980,472
5	<b>Difference</b>	642,428	699,276	(42,952)	(95,680)	1,203,072
6	<b>Estimated Fund Balance - June 30, 2016</b>	10,072,528	2,040,285	112,987	2,768,851	14,994,651
7	<b>Balanced budget, no deficit reduction plan is required.</b>					
8						
9						
10	A deficit reduction plan is required if the local board of education adopts (or amends) the 2015-16 school district budget in which the "operating funds" listed above result in direct revenues (line 9) being less than direct expenditures (line 19) by an amount equal to or greater than one-third (1/3) of the ending fund balance (line 81).					
11						
12	<b>Note:</b> The balance is determined using only the four funds listed above. That is, if the estimated ending fund balance is less than three times the deficit spending, the district must adopt and file with ISBE a deficit reduction plan to balance the shortfall within three years.					
13						
14	The School Code, Section 17-1 (105 ILCS 5/17-1) - If the 2015-2016 Annual Financial Report (AFR) reflects a deficit as defined above (page 36), then the school district shall adopt and submit a deficit reduction plan (found here on page 20-24) to ISBE within 30 days after acceptance of the AFR.					
15	The deficit reduction plan, if required, is developed using ISBE guidelines and format.					

ILLINOIS STATE BOARD OF EDUCATION  
SCHOOL BUSINESS SERVICES DIVISION

	A	B	C	D	E	F	G	H	I	J	K	L	M
1	<b>Kenilworth School District 05-016-0380-02</b> District Number		<b>DEFICIT REDUCTION PLAN ESTIMATED BUDGET FY2016-2017</b>					<b>ESTIMATED BUDGET FY2017-2018</b>					
2													
3													
4													
5													
6			Educational Fund	Operations & Maintenance Fund	Transportation Fund	Working Cash Fund	Total	Educational Fund	Operations & Maintenance Fund	Transportation Fund	Working Cash Fund	Total	Educational Fund
7	ESTIMATED BEGINNING FUND BALANCE (must equal prior Ending Fund Balance)		9,430,100	1,341,009	155,939	2,864,531	13,791,579	10,072,528	2,040,285	112,987	2,768,851	14,994,651	10,072,528
8	<b>RECEIPTS/REVENUES</b>		Acct #										
9	<b>LOCAL SOURCES</b>		1000	10,245,530	1,592,428	21,266	(95,680)	11,763,544				0	
10	FLOW-THROUGH RECEIPTS/REVENUES FROM ONE DISTRICT TO ANOTHER DISTRICT		2000	0	0	0	0	0				0	
11	STATE SOURCES		3000	284,000	0	0	0	284,000				0	
12	FEDERAL SOURCES		4000	136,000	0	0	0	136,000				0	
13	Total Receipts/Revenues			10,665,530	1,592,428	21,266	(95,680)	12,183,544	0	0	0	0	0
14	<b>DISBURSEMENTS/EXPENDITURES</b>		Funct #										
15	INSTRUCTION		1000	6,451,473				6,451,473				0	
16	SUPPORT SERVICES		2000	3,180,625	893,152	64,218		4,137,995				0	
17	COMMUNITY SERVICES		3000	0	0	0		0				0	
18	PAYMENTS TO OTHER DISTRICTS & GOVT. UNITS		4000	391,004	0	0		391,004				0	
19	DEBT SERVICES		5000	0	0	0		0				0	
20	PROVISION FOR CONTINGENCIES		6000	0	0	0		0				0	
21	Total Disbursements/Expenditures			10,023,102	893,152	64,218		10,980,472	0	0	0	0	0
22	Excess of Receipts/Revenue Over/(Under) Disbursements/Expenditures			642,428	699,276	(42,952)	(95,680)	1,203,072	0	0	0	0	0
23	<b>OTHER SOURCES/USES OF FUNDS</b>												
24	OTHER SOURCES OF FUNDS (7000)			0	0	0	0	0				0	
25	OTHER USES OF FUNDS (8000)			0	0	0	0	0				0	
26	TOTAL OTHER SOURCES/USES OF FUNDS			0	0	0	0	0	0	0	0	0	0
27	ESTIMATED ENDING FUND BALANCE			10,072,528	2,040,285	112,987	2,768,851	14,994,651	10,072,528	2,040,285	112,987	2,768,851	14,994,651

ILLINOIS STATE BOARD OF EDUCATION  
SCHOOL BUSINESS SERVICES DIVISION

	A	B	N	O	P	Q	R	S	T	U	V	W	X	
1	<b>Kenilworth School District 05-016-0380-02</b> <i>District Number</i>		<b>ESTIMATED BUDGET FY2018-2019</b>				<b>ESTIMATED BUDGET FY2019-2020</b>					<b>SUMMARY BUDGET ADDENDUM - D ESTIMATE Date of Adoption:</b>		
2														
3			<b>Operations &amp; Maintenance Fund</b>				<b>Transportation Fund</b>				<b>Working Cash Fund</b>			
4			<b>Total</b>				<b>Educational Fund</b>				<b>Total</b>			
5			<b>FY2016-2017</b>				<b>FY2017-2018</b>							
6														
7	<b>ESTIMATED BEGINNING FUND BALANCE</b> <i>(must equal prior Ending Fund Balance)</i>		2,040,285	112,987	2,768,851	14,994,651	10,072,528	2,040,285	112,987	2,768,851	14,994,651	13,791,579	14,994,651	
8	<b>RECEIPTS/REVENUES</b>		<b>Acct #</b>											
9	<b>LOCAL SOURCES</b>		<b>1000</b>										0	
10	<b>FLOW-THROUGH RECEIPTS/REVENUES FROM ONE DISTRICT TO ANOTHER DISTRICT</b>		<b>2000</b>										0	
11	<b>STATE SOURCES</b>		<b>3000</b>										284,000	
12	<b>FEDERAL SOURCES</b>		<b>4000</b>										136,000	
13	<b>Total Receipts/Revenues</b>		0	0	0	0	0	0	0	0	0	12,183,544	0	
14	<b>DISBURSEMENTS/EXPENDITURES</b>		<b>Funct #</b>											
15	<b>INSTRUCTION</b>		<b>1000</b>										6,451,473	
16	<b>SUPPORT SERVICES</b>		<b>2000</b>										4,137,995	
17	<b>COMMUNITY SERVICES</b>		<b>3000</b>										0	
18	<b>PAYMENTS TO OTHER DISTRICTS &amp; GOVT. UNITS</b>		<b>4000</b>										391,004	
19	<b>DEBT SERVICES</b>		<b>5000</b>										0	
20	<b>PROVISION FOR CONTINGENCIES</b>		<b>6000</b>										0	
21	<b>Total Disbursements/Expenditures</b>		0	0	0	0	0	0	0	0	0	10,980,472	0	
22	<b>Excess of Receipts/Revenue Over/(Under) Disbursements/Expenditures</b>		0	0	0	0	0	0	0	0	0	1,203,072	0	
23	<b>OTHER SOURCES/USES OF FUNDS</b>													
24	<b>OTHER SOURCES OF FUNDS (7000)</b>													
25	<b>OTHER USES OF FUNDS (8000)</b>													
26	<b>TOTAL OTHER SOURCES/USES OF FUNDS</b>		0	0	0	0	0	0	0	0	0	0	0	
27	<b>ESTIMATED ENDING FUND BALANCE</b>		2,040,285	112,987	2,768,851	14,994,651	10,072,528	2,040,285	112,987	2,768,851	14,994,651	14,994,651	14,994,651	

	A	B	Y	Z
1	<b>Kenilworth School District 05-016-0380-02</b> <i>District Number</i>		<b>ANNUAL BUDGET DEFICIT REDUCTION PLAN</b> <b>ADDITIONAL BUDGET</b> (Enter as MM/DD/YY)	
2				
3				
4			FY2018-2019	FY2019-2020
5				
6				
7	ESTIMATED BEGINNING FUND BALANCE <i>(must equal prior Ending Fund Balance)</i>		14,994,651	14,994,651
8	RECEIPTS/REVENUES	Acct #		
9	LOCAL SOURCES	1000	0	0
10	FLOW-THROUGH RECEIPTS/REVENUES FROM ONE DISTRICT TO ANOTHER DISTRICT	2000	0	0
11	STATE SOURCES	3000	0	0
12	FEDERAL SOURCES	4000	0	0
13	Total Receipts/Revenues		0	0
14	DISBURSEMENTS/EXPENDITURES	Funct #		
15	INSTRUCTION	1000	0	0
16	SUPPORT SERVICES	2000	0	0
17	COMMUNITY SERVICES	3000	0	0
18	PAYMENTS TO OTHER DISTRICTS & GOVT. UNITS	4000	0	0
19	DEBT SERVICES	5000	0	0
20	PROVISION FOR CONTINGENCIES	6000	0	0
21	Total Disbursements/Expenditures		0	0
22	Excess of Receipts/Revenue Over/(Under) Disbursements/Expenditures		0	0
23	OTHER SOURCES/USES OF FUNDS			
24	OTHER SOURCES OF FUNDS (7000)		0	0
25	OTHER USES OF FUNDS (8000)		0	0
26	TOTAL OTHER SOURCES/USES OF FUNDS		0	0
27	ESTIMATED ENDING FUND BALANCE		14,994,651	14,994,651

**Deficit Reduction Plan-Background/Assumptions**  
**Fiscal Year 2016-2017 through Fiscal Year 2019-2020**

---

**Kenilworth School District**      **05-016-0380-02**

---

*Please complete the following schedule and include a brief description to identify any areas of the budget that will be impacted from one year to the next. If the deficit reduction plan relies upon new local revenues, identify contingencies for further budget reductions which will be enacted in the event those new revenues are not available. For additional information, please see:*

<http://www.isbe.net/sfms/budget/default.htm>

---

**1. Background and Narrative of Budget Reductions:**

**2. Assumptions Used in the Deficit Reduction Plan:**

- **Foundation Levels for General State Aid:**

- **Equal Assessed Valuation and Tax Rates:**

- **Employee Salaries and Benefits:**

**- Short and Long Term Borrowing:**

**- Educational Impact:**

**- Other Assumptions:**

**- Has the district considered shared services or outsourcing (Ex: Transportation, Insurance) If yes please explain:**



## ESTIMATED LIMITATION OF ADMINISTRATIVE COSTS

*(For Local Use Only)*

***This is an estimated Limitation of Administrative Costs Worksheet only and will not be accepted for Official Submission of the Limitation of Administrative Costs Worksheet.***

*The worksheet is intended for use during the budgeting process to estimate the district's percent increase of FY2017 budgeted expenditures over FY2016 actual expenditures. Budget information is copied to this page. Insert the prior year estimated actual expenditures to compute the estimated percentage increase (decrease).*

*The official Limitation of Administrative Costs Worksheet is attached to the end of the Annual Financial Report (ISBE Form 50-35) and may be submitted in conjunction with that report.*

*An official Limitation of Administrative Costs Worksheet can also be found on the ISBE website at:*

[Limitation of Administrative Costs](#)

<b>ESTIMATED LIMITATION OF ADMINISTRATIVE COSTS WORKSHEET</b> (Section 17-1.5 of the School Code)		School District Name: <b>Kenilworth School District</b>					
		RCDT Number: <b>05-016-0380-02</b>					
		<b>Estimated Actual Expenditures, Fiscal Year 2016</b>			<b>Budgeted Expenditures, Fiscal Year 2017</b>		
<b>Description</b> (Enter Whole Numbers Only)	<b>Funct #</b>	<b>(10) Educational Fund</b>	<b>(20) Operations &amp; Maintenance Fund</b>	<b>Total</b>	<b>(10) Educational Fund</b>	<b>(20) Operations &amp; Maintenance Fund</b>	<b>Total</b>
1. Executive Administration Services	2320	190,799		190,799	204,834		204,834
2. Special Area Administration Services	2330	199,121		199,121	213,321		213,321
3. Other Support Services - School Administration	2490			0	0		0
4. Direction of Business Support Services	2510	126,716		126,716	136,781	0	136,781
5. Internal Services	2570	110,921		110,921	47,848		47,848
6. Direction of Central Support Services	2610			0	0		0
7. Deduct - Early Retirement or other pension obligations required by state law and include above				0			0
<b>8. Totals</b>		<b>627,557</b>	<b>0</b>	<b>627,557</b>	<b>602,784</b>	<b>0</b>	<b>602,784</b>
<b>9. Estimated Percent Increase (Decrease) for FY2017 (Budgeted) over FY2016 (Actual)</b>							<b>-4%</b>



## Reference Description

---

- 1 Each fund balance should correspond to the fund balance reflected on the books as of June 30th - Balance Sheet Accounts #720 and #730 (audit figures, if available).
- 2 Accounting and Financial Reporting for Certain Grants and Other Financial Assistance. The "On-Behalf" Payments should only be reflected on this page (Budget Summary, Lines 10 and 20).
- 3 Requires the secretary of the school board to notify the county clerk (within 30 days of the transfer approval) to abate an equal amount of taxes to be next extended. See Sec. 10-22.14 & 17-2.11.
- 3a Requires notification to the county clerk to abate an equal amount from taxes next extended. See section 10-22.14
- 4 Principal on Bonds Sold:
  - (1) Funding Bonds are to be entered in the fund or funds in which the liability occurs.
  - (2) Refunding Bonds can be entered in the Debt Services Fund only.
  - (3) Building Bonds can be entered in the Capital Projects Fund only.
  - (4) Fire Prevention and Safety Bonds can be entered in the Fire Prevention & Safety Fund only.
- 5 The proceeds from the sale of school sites, buildings, or other real estate shall be used first to pay the principal and interest on any outstanding bonds on the property being sold, and after all such bonds have been retired, the remaining proceeds from the sale next shall be used by the school board to meet any urgent district needs as determined under Sections 2-3.12 and 17-2.11 of the School Code. Once these issues have been addressed, any remaining proceeds may be used for any other authorized purpose and for deposit into any district fund.
- 6 The School Code, Section 10-22.44 prohibits the transfer of interest earned on the investment of "any funds for purposes of Illinois Municipal Retirement under the Pension Code." This prohibition does not include funds for Social Security and Medicare-only purposes. For additional requirements on interest earnings, see 23 Illinois Administrative Code, Part 100, Section 100.50.
- 7 Cash plus investments must be greater than or equal to zero.
- 8 For cash basis budgets, this total will equal the Budget Summary - Total Direct Receipts/Revenues (Line 9) plus Total Other Sources of Funds (Line 46).
- 9 For cash basis budgets, this total will equal the Budget Summary - Total Direct Disbursements/Expenditures (Line 19) plus Total Other Uses of Funds (Line 79).
- 10 Working Cash Fund loans may be made to any district fund for which taxes are levied (Section 20-5 of the School Code).
- 11 Include revenue accounts 1110 through 1115, 1117, 1118 & 1120.
- 12 The School Code Section 17-2.2c. Tax for leasing educational facilities or computer technology or both, and for temporary relocation expense purposes.
- 13 Corporate personal property replacement tax revenue must be first applied to the Municipal Retirement/Social Security Fund to replace tax revenue lost due to the abolition of the corporate personal property tax (30 ILCS 115/12). This provision does not apply to taxes levied for Medicare-Only purposes.
- 14 Only tuition payments made to private facilities. See Functions 4200 or 4400 for estimated public facility disbursements/expenditures.
- 15 Payment towards the retirement of lease/purchase agreements or bonded/other indebtedness (principal only) otherwise reported within the fund - e.g.: alternate revenue bonds. (Describe & Itemize)
- 16 Only abolishment of Working Cash Fund must transfer its funds directly to the Educational Fund upon adoption of a resolution and at the close of the current school Year (see 105 ILCS 5/20-8 for further explanation)  
 Only abatement of working cash fund can transfer its funds to any fund in most need of money  
 (see 105 ILCS 5/20-10 for further explanation)